



ANOTHER BEST DAY



Alexander BOLSHUNOV (RUS)

2021/2022
NORDIC
CATALOG

WHAT'S NEW?

Rossignol is enhancing its Nordic range with **3 new stories**:

- a brand-new **Race Performance** series for boots and skis.
- a new **Delta Comp R-SKIN**, offering a level of performance that will delight skiers.
- a range of **Touring skis**, revised to create a sporty and modern feel.



SUMMARY



SKATING

Rossignol has always had a very strong **Skating** culture, and our market share in skating confirms our leadership in this category. Numerous World Cup wins, the quality of our

products and our expertise underpin our **exceptional skating offering**, split between **the Race Expert, Race Performance and Junior** ranges.



RACE EXPERT SKATING



X-IUM SKATING PREMIUM S1

SIDECUT 40/44/43/43
SIZES 173-178-183-188-193 (MEDIUM)
183-188-193 (STIFF)
WEIGHT 540 g / 188

RHJCU01 X-IUM SKATING
PREMIUM S1

RHJCU04 X-IUM SKATING
PREMIUM S1 (STIFF)

1ST BINDING CHOICE

RJH1004 RACE PRO SKATE
PREMIUM

2ND BINDING CHOICE

RJJ1000 RACE PRO SKATE

X-IUM SKATING PREMIUM S2

SIDECUT 40/44/43/43
SIZES 173-178-183-188-193 (MEDIUM)
183-188-193 (STIFF)
173-178-183-188-193 (SOFT)
WEIGHT 540 g / 188

RHJCU02 X-IUM SKATING
PREMIUM S2

RHJCU06 X-IUM SKATING
PREMIUM S2 (STIFF)

RHJCU07 X-IUM SKATING
PREMIUM S2 (SOFT)

1ST BINDING CHOICE

RJH1004 RACE PRO SKATE
PREMIUM

2ND BINDING CHOICE

RJJ1000 RACE PRO SKATE

X-IUM SKATING PREMIUM S3

SIDECUT 40/44/43/43
SIZES 173-178-183-188-193 (MEDIUM)
183-188-193 (STIFF)
WEIGHT 540 g / 188

RHJCU03 X-IUM SKATING
PREMIUM S3

RHJCU08 X-IUM SKATING
PREMIUM S3 (STIFF)

1ST BINDING CHOICE

RJH1004 RACE PRO SKATE
PREMIUM

2ND BINDING CHOICE

RJJ1000 RACE PRO SKATE

X-IUM SKATING WCS S2

SIDECUT 40/44/43/43
SIZES 167-173-180-186-192 (MEDIUM)
186-192 (SOFT)
WEIGHT 550 g / 186

RHJCL01 X-IUM SKATING
WCS S2

RHJCL02 X-IUM SKATING
WCS S2 (SOFT)

1ST BINDING CHOICE

RJJ1000 RACE PRO SKATE

X-IUM SKATING

SIDECUT 40/44/43/43
SIZES 173-180-186-192 (MEDIUM)
192 (STIFF)
WEIGHT 560 g / 186

RHJCQ01 X-IUM SKATING

RHJCQ04 X-IUM SKATING STIFF

1ST BINDING CHOICE

RJJ1000 RACE PRO SKATE

2ND BINDING CHOICE

RJJ1002 RACE SKATE

CLASSIC

Following its redesign last year, the X-IUM PREMIUM series has established itself as a force to be reckoned with in classic style competitions at the very highest world level.

With **three cambers per size**, it allows everyone to find the perfect skis to suit their technique and body shape.



RACE EXPERT CLASSIC



X-IUM CLASSIC PREMIUM C1

SIDECUT 40/44/44/44
SIZES 190-197-202-207 (MEDIUM)
WEIGHT 495 g / 197

RHJCS01 X-IUM CLASSIC PREMIUM C1

1ST BINDING CHOICE
RJH1005 RACE PRO CLASSIC PREMIUM

2ND BINDING CHOICE
RJJ1001 RACE PRO CLASSIC



X-IUM CLASSIC PREMIUM C2

SIDECUT 40/44/44/44
SIZES 190-197-202-207 (MEDIUM)
197-202-207 (STIFF)
190-197-202-207 (SOFT)
WEIGHT 495 g / 197

RHJCS02 X-IUM CLASSIC PREMIUM C2

RHJCS08 X-IUM CLASSIC PREMIUM C2 (STIFF)

RHJCS09 X-IUM CLASSIC PREMIUM C2 (SOFT)

1ST BINDING CHOICE
RJH1005 RACE PRO CLASSIC PREMIUM

2ND BINDING CHOICE
RJJ1001 RACE PRO CLASSIC



X-IUM CLASSIC PREMIUM C3

SIDECUT 40/44/44/44
SIZES 190-197-202-207 (MEDIUM)
WEIGHT 495 g / 197

RHJCS03 X-IUM CLASSIC PREMIUM C3

1ST BINDING CHOICE
RJH1005 RACE PRO CLASSIC PREMIUM

2ND BINDING CHOICE
RJJ1001 RACE PRO CLASSIC



X-IUM CLASSIC

SIDECUT 44 //
SIZES 186-191-198-203-208 (MEDIUM)
WEIGHT 550 g / 198

RHJCP01 X-IUM CLASSIC

1ST BINDING CHOICE
RJJ1001 RACE PRO CLASSIC

2ND BINDING CHOICE
RJJ1003 RACE CLASSIC

R-SKIN

A major new arrival this year with a new completely redesigned **DELTA SPORT R-SKIN**. Its innovative construction and carbon honeycomb core result in a lighter weight, enhanced performance and an even more effective response to skiers' requirements. This highly anticipated ski will undoubtedly be a **bestseller on the market**.


The R-SKIN range makes it possible for everyone to enjoy Classic skiing easily and comfortably.

Whether you're an expert looking for performance and thrills or simply trying to get away from it all and relax, **the R-SKIN range meets the expectations of all types of skiers**.

This ready-to-ski concept, suitable for modern life, opens up a new dimension to the discipline and provides all the thrills of gliding.



CLASSIC SKIING MODERN LIVING



FOR ALL TYPES OF SKIERS

1

EXPERTS

Looking for precision, performance and efficient gliding, as well as technical products because they like challenges.

2

EXPERIENCED

Share the values of well-being and outdoor sports and look for accessible products. Value the effort without the complexity of technical products.

3

BEGINNERS

Are attracted by outdoor activities. A product with easy access that will appeal to them.

R-SKIN RACE

These skis are for athletes looking for the performance associated with the ease of use of the skin.



R-SKIN X-IUM PREMIUM

SIDECUT	40/44/44/44
SIZES	190-197-202-207
WEIGHT	495 g / 197

RHJCS12 R-SKIN X-IUM PREMIUM

1ST BINDING CHOICE
RJJ1001 RACE PRO CLASSIC

R-SKIN X-IUM

SIDECUT	44 //
SIZES	186-191-198-203-208
WEIGHT	550 g / 198

RHJCP03 R-SKIN X-IUM

1ST BINDING CHOICE
RJJ1001 RACE PRO CLASSIC

2ND BINDING CHOICE
RJJ1003 RACE CLASSIC

R-SKIN DELTA COMP

SIDECUT	44 //
SIZES	186-191-198-203-208
WEIGHT	570 g / 198

RHKCP01 R-SKIN DELTA COMP

RHKCV01 R-SKIN STIFF DELTA COMP

1ST BINDING CHOICE
RJJ1003 RACE CLASSIC

R-SKIN ULTRA

SIDECUT	48/44/46
SIZES	181-186-191-196-201
WEIGHT	690 g / 198

RHICT01 R-SKIN ULTRA

1ST BINDING CHOICE
RJJ1003 RACE CLASSIC

R-SKIN DELTA SPORT

SIDECUT	44 //
SIZES	184-189-196-201-206
WEIGHT	630 g / 196

RHKCW05 R-SKIN DELTA SPORT

RHKCX01 R-SKIN STIFF DELTA SPORT

1ST BINDING CHOICE
RJJ1003 RACE CLASSIC

R-SKIN TOUR

Accessibility and ease are the keywords for this family, which strives to make your ski trips as successful as possible.



R-SKIN EVO XC 55

SIDECUT	55/48/52
SIZES	S/165-M/175-L/185-XL/195
WEIGHT	730 g / 185

RHKWC06 R-SKIN EVO XC 55

1ST BINDING CHOICE
RJJ1004 CONTROL STEP IN

2ND BINDING CHOICE
RJG1006 TOUR STEP IN

R-SKIN EVO XC 60

SIDECUT	60/50/55
SIZES	S/165-M/175-L/185-XL/195
WEIGHT	800 g / 184

RHKWC08 R-SKIN EVO XC 60

1ST BINDING CHOICE
RJJ1004 CONTROL STEP IN

2ND BINDING CHOICE
RJG1006 TOUR STEP IN

R-SKIN EVO XC 65

SIDECUT	65/53/60
SIZES	S/165-M/175-L/185-XL/195
WEIGHT	880 g / 185

RHJWC02 R-SKIN EVO XC 65

1ST BINDING CHOICE
RJJ1004 CONTROL STEP IN

2ND BINDING CHOICE
RJG1006 TOUR STEP IN

R-SKIN X-TOUR ESCAPE

SIDECUT	51/47/49
SIZES	176-186-191-196-201-206
WEIGHT	820 g / 196

RHKWC01 R-SKIN X-TOUR ESCAPE


1ST BINDING CHOICE
RJJ1004 CONTROL STEP IN

2ND BINDING CHOICE
RJG1006 TOUR STEP IN

PERFORMANCE SKATING

This range is intended for all committed skiers in search of performance and new personal bests, who take a sports-focused approach to skating.

It holds all the keys to success to help you achieve your goals: **easy skating, lightness and control**. Key points include the brand-new lighter construction and the carbon honeycomb core of the Delta Sport Skating.



DELTA COURSE SKATING

SIDECUT	40/44/43/43
SIZES	173-180-186-192
WEIGHT	570 g / 186

RHKWF01 DELTA COURSE SKATING

1ST BINDING CHOICE

RJJ1000 RACE PRO SKATE

2ND BINDING CHOICE

RJJ1002 RACE SKATE

DELTA COMP SKATING

SIDECUT	40/44/43/43
SIZES	173-180-186-192
WEIGHT	640 g / 186

RHKCQ01 DELTA COMP SKATING

1ST BINDING CHOICE

RJJ1002 RACE SKATE

DELTA SPORT SKATING

SIDECUT	40/44/43/43
SIZES	173-180-186-192
WEIGHT	630 g / 180

RHKCQ02 DELTA SPORT SKATING

1ST BINDING CHOICE

RJJ1002 RACE SKATE

PERFORMANCE CLASSIC

Speed, grip and power, these products have got what it takes to delight true Classic enthusiasts. This revised range is designed to cover **the full spectrum of snow types and skier profiles**.



DELTA SPORT CLASSIC


SIDECUT	44 //
SIZES	184-189-196-201-206
WEIGHT	640 g / 196

DELTA SPORT CLASSIC

DELTA SPORT CLASSIC AR

1ST BINDING CHOICE

RJJ1003 RACE CLASSIC



X-TOUR

The **X-TOUR** range has been designed for **pleasure-seeking Nordic skiers** who favour a more leisurely and relaxed approach to their sport. The skis offer reliability

combined with ease of use, while the boots provide **comfort, warmth and stability**.



X-TOUR ESCAPE POSITRACK

SIDECUT	51/47/49
SIZES	176-186-191- 196-201-206
WEIGHT	780 g / 196

RHKWC09 X-TOUR ESCAPE AR

1ST BINDING CHOICE

RJJ1004 CONTROL STEP IN

2ND BINDING CHOICE

RJG1006 TOUR STEP IN

X-TOUR VENTURE WAXLESS

SIDECUT	51/47/49
SIZES	176-186-191- 196-201-206
WEIGHT	820 g / 196

RHKWC02 X-TOUR VENTURE WAXLESS

1ST BINDING CHOICE

RJG1006 TOUR STEP IN

EVO

Every detail of the **EVO** range has been designed and developed with the aim of making skiing even **easier** and **more reliable**. Shorter than traditional skis, equipped with **innovative sidecuts and camber** as well as a

rocker effect, the **EVO** range is the perfect solution for all-terrain Nordic skiing. The emphasis is on pleasure, with both manoeuvrability and accessibility.



EVO XT 55 POSITRACK

SIDECUT	55/48/52
SIZES	S/165-M/175 L/185-XL/195
WEIGHT	720 g / 185

RHKWC11 EVO XT 55

1ST BINDING CHOICE

RJG1006 TOUR STEP IN

EVO XT 60 POSITRACK

SIDECUT	60/50/55
SIZES	S/165-M/175 L/185-XL/195
WEIGHT	780 g / 185

RHKWC10 EVO XT 60

1ST BINDING CHOICE

RJG1006 TOUR STEP IN

EVO OT 65 POSITRACK

SIDECUT	65/53/60
SIZES	165-175-185-195
WEIGHT	900 g / 185

RHJWC04 EVO OT 65 POSITRACK

1ST BINDING CHOICE

RJJ1004 CONTROL STEP IN

BACKCOUNTRY

Thanks to concepts developed directly from freeriding, such as the AIR TIP, the BACKCOUNTRY range is resolutely modern and adapted to keep up with the evolution of skiing and off-piste expectations.

The selected sidecuts and constructions give these models an exceptional level of accessibility, making them particularly robust and light.



RKJW105 SKIN BC 120

BC 120 WAXBASE

SIDECUT	120/86/108
SIZES	168-176-182
WEIGHT	1 280 g / 176

RHIQR01 BC 120 WAXBASE

1ST BINDING CHOICE

RJD1016 BC MAGNUM



RKIW500 SKIN BC 100

BC 100 POSITRACK

SIDECUT	100/80/90
SIZES	160-170-180-190
WEIGHT	1 060 g / 160

RHIWC16 BC 100 POSITRACK

1ST BINDING CHOICE

RJD1016 BC MAGNUM



RKIW501 SKIN BC 80

BC 80 POSITRACK

SIDECUT	80/60/70
SIZES	166-176-186-196
WEIGHT	1 040 g / 196

RHIWC15 BC 80 POSITRACK

1ST BINDING CHOICE

RJD1014 BC AUTO



BC 65 POSITRACK

SIDECUT	65/53/60
SIZES	165-175-185-195
WEIGHT	780 g / 175

RHIWC06 BC 65 POSITRACK

1ST BINDING CHOICE

RJD1014 BC AUTO



BC 59

SIDECUT	59/49/55
SIZES	180-190-195-200-205-210
WEIGHT	860 g / 200

BC 59

BC 59 AR

1ST BINDING CHOICE

RJD1014 BC AUTO



OT 65 POSITRACK

SIDECUT	65/53/60
SIZES	165-175-185-195
WEIGHT	901 g / 175

RHIWC17 OT 65 POSITRACK

1ST BINDING CHOICE

RJD1015 BC MANUAL

2ND BINDING CHOICE

RJD1014 BC AUTO

JUNIOR RACE

This very comprehensive range is inspired directly by the highest level adult models. To allow junior skiers to devote at least the same passion to their sport as the champions they so admire.



X-IUM SKATING WCS JUNIOR

SIDECUT	42/44/44/44
SIZES	143-153-163-173
WEIGHT	500 g / 153

RHJQC02	X-IUM SKATING WCS JUNIOR
---------	--------------------------

1ST BINDING CHOICE

RJI1000	RACE JR SKATE
---------	---------------

X-IUM CLASSIC WCS JUNIOR

SIDECUT	40/44/44/44
SIZES	156-166-176-186
WEIGHT	500 g / 156

RHJCP02	X-IUM CLASSIC WCS JUNIOR
---------	--------------------------

1ST BINDING CHOICE

RJI1001	RACE JR CLASSIC
---------	-----------------

JUNIOR TOURING



XT - SPEED

SIDECUT	51/47/49
SIZES	98-108-118-128 138-148-158-168
WEIGHT	520 g / 168

RHIWF19	XT-SPEED WAXBASE
---------	------------------

RHIWF20	XT-SPEED WAXLESS
---------	------------------

1ST BINDING CHOICE

RJG1009	STEP IN JR
---------	------------

XT VENTURE JR

SIDECUT	51/47/49
SIZES	90-100-110-120-130-140 (SHORT SIZES) 150-160-170 (LONG SIZES)
WEIGHT	560 g / 160

RHIWC09	XT VENTURE JR WAXLESS (SHORT SIZES)
---------	-------------------------------------

RHIWC10	XT VENTURE JR WAXLESS (LONG SIZES)
---------	------------------------------------

1ST BINDING CHOICE

RJG1009	STEP IN JR
---------	------------

JUNIOR R-SKIN



R-SKIN RACE JUNIOR

SIDECUT	40/44/44/44
SIZES	156-166-176-186
WEIGHT	500 g / 156

RHHCP02	R-SKIN RACE JUNIOR
---------	--------------------

1ST BINDING CHOICE

RJI1001	RACE JR CLASSIC
---------	-----------------

R-SKIN SPEED

SIDECUT	51/47/49
SIZES	110-120-130-140 (SHORT SIZES) 150-160 (LONG SIZES)
WEIGHT	500 g / 160

RHIWC02	R-SKIN SPEED (SHORT SIZES)
---------	----------------------------

RHIWC03	R-SKIN SPEED (LONG SIZES)
---------	---------------------------

1ST BINDING CHOICE

RJG1009	STEP IN JR
---------	------------

BINDINGS

The TURNAMIC bindings are very easy to mount and remove; no tools are required. They are so intuitive to adjust and use that skiers can fine-tune all their equipment directly on the piste to suit the conditions and the sensations that they are looking for. What these bindings promise in terms of stability and precision for all ranges is truly incredible, whether Classic or Skating.



Alexander BOLSHUNOV (RUS)

NORDIC
2021/2022

BINDINGS
TECHNOLOGY

TECHNOLOGY

TURNAMIC®

GET CONNECTED

Bindings are the most integral piece of Nordic skiing equipment. They are what transfers energy from shoe to ski and optimises the equipment's efficiency and performance levels. Rossignol is proud to provide every single one of its World Cup runners with TURNAMIC® equipment, which includes plates, bases and bindings, for improved performance.

This year Rossignol introduces five new optimised bindings. Two RACE PRO models, skate and classic, two RACE models and control binding in order to provide an increasingly high level of performance when it comes to behaviour on snow and meeting skiers' expectations fully.

TURNAMIC®

The TURNAMIC® bindings are aimed at offering a truly easy-to-use design while raising the performance bar on all Rossignol Nordic skiing ranges.

NO SCREWS:

- No systematic destruction of the ski's structure caused by screwing.
- Stronger interface and elimination of the wear caused by water ingress around the screws.

FAST INSTALLATION:

Extremely quick and easy mounting and removal.

UNIVERSAL:

The IFP plate is the same for all ranges.

1

EASY

TURNAMIC® has been designed to allow extremely easy operation for all stakeholders in the market. For skiers, it allows very intuitive foot entry/exit and adjustments with few constraints. For retailers, it paves the way for extremely fast, tool-free mounting and removal across the entire range.

2

TUNABLE

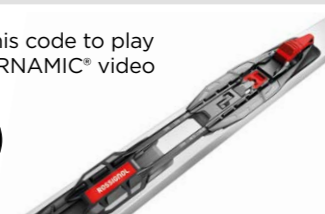
The other major asset of TURNAMIC® is its ability to adapt to different snow conditions as well as the skier's level of proficiency. This easy-to-use concept allows the skier to very quickly and easily adjust the position of the binding on the ski according to the required level of glide and grip.

3

DYNAMIC

TURNAMIC® respects the ski's construction, thanks to its non-intrusive IFP plate. It has a completely neutral impact on the ski's natural behaviour, allowing it to express its full potential in the form of complete and no-loss energy transfer. The TURNAMIC® concept liberates the ski's camber, allowing racers and skiers alike to transfer power more effectively.

Scan this code to play the TURNAMIC® video



TURNAMIC®

1

TURN LOCK


The ergonomic design of the lever with secure-grip soft components enables intuitive handling when stepping in and out of the binding. Haptic and acoustic response when opening and closing. Protected against unwanted opening.



2

STEP IN

The step-in latches the boot in the binding without having to touch the lever. The closing click ensures that the binding is properly closed.



3

HEEL PRE-ADJUST

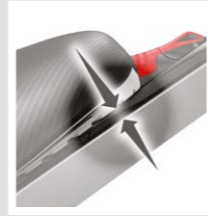
Adjustable heel section where the boot size is preselected using snap hooks on the heel rails. The heel is automatically positioned with it when the position is adjusted so no separate adjustments are necessary later.



4

LOW PROFILE

The minimalistic design height ensures a low stand position and maximum stability as a result. This means a more stable gliding phase and a direct feel or the snow at the same time.



5

FLEXOR SKATING

With flex grade 11.0 and progressive power flow. Pre-load technology ensures the best ski control from the beginning of the motion. 40° working angle (amplitude), tool-free changeover, secure fit inside binding housing and low-wear material are what make this high-performance absorber stand out.



6

TORSION PROOF BODY

The geometric design of the binding body delivers excellent torsional rigidity for direct and effective power transfer.



7

FLEXOR CLASSIC


With flex grade 5.0 and slightly progressive power flow. Pre-load technology ensures the best ski control from the beginning of the motion. 45° working angle (amplitude), tool-free changeover, secure fit inside binding housing and low-wear material are what make this high-performance absorber stand out.



8

DOUBLE LOCK SLIDER/CLIP LOCK

Double locking clip for easy and safe fixation and adjustment of the binding on the IFP (Integrated Fixation Plate). The step-in mechanism makes it extremely easy to step into the binding. You can hear the "click" when the binding is closed properly.



9

SAFE LOCK

It provides an extra level of safety for racers who start in a line and need to be sure there is no risk of unexpected pre-releasing, even in the event of crushing at a mass start or a long-distance start.



10

FLOWFLEX

The two part-plate and click-in setting with two closely arranged pins not only guarantees double the safety but also that the binding is fixed on one point. The rest of the binding housing has a floating bearing design along the entire length which has no negative effect on ski performance.



TURNAMIC® / NNN® /
PROLINK SOLES & BINDINGS



SNS® SOLES
& BINDINGS

NNN® is a registered trademark of ROTTEFELLA AS NORWAY.

Prolink® and SNS® are registered trademarks of SALOMON.

RACE SKATING



TURNAMIC®

RACE PRO SKATE PREMIUM

INTERFACE	IFP
FLEXBIT	SKATE
MECHANISM	MANUAL
SIZES	35 - 52
WEIGHT	215 g/PAIR

Race Premium binding with IFP, manual operation, double lock slider.

RJH1004 RACE PRO SKATE PREMIUM



TURNAMIC®

RACE PRO SKATE

INTERFACE	IFP
FLEXBIT	SKATE
MECHANISM	MANUAL
SIZES	35 - 52
WEIGHT	200 g/PAIR

Top race binding with IFP, manual operation, double lock slider.

RJJ1000 RACE PRO SKATE



TURNAMIC®

RACE SKATE

INTERFACE	IFP
FLEXBIT	SKATE
MECHANISM	AUTOMATIC IN, MANUAL OUT
SIZES	35 - 52
WEIGHT	228 g/PAIR

Performance binding, Step-in function, lock slider.

RJJ1002 RACE SKATE

RACE CLASSIC



TURNAMIC®

RACE PRO CLASSIC PREMIUM

INTERFACE	IFP
FLEXBIT	CLASSIC
MECHANISM	MANUAL
SIZES	35 - 52
WEIGHT	215 g/PAIR

Race Premium binding with IFP, manual operation, double lock slider.

RJH1005 RACE PRO CLASSIC PREMIUM



TURNAMIC®

RACE PRO CLASSIC

INTERFACE	IFP
FLEXBIT	CLASSIC
MECHANISM	MANUAL
SIZES	35 - 52
WEIGHT	200 g/PAIR

Top race binding with IFP, manual operation, double lock slider.

RJJ1001 RACE PRO CLASSIC



TURNAMIC®

RACE CLASSIC

INTERFACE	IFP
FLEXBIT	CLASSIC
MECHANISM	AUTOMATIC IN, MANUAL OUT
SIZES	35 - 52
WEIGHT	228 g/PAIR

Performance binding, Step-in function, lock slider.

RJJ1003 RACE CLASSIC

TOURING



TURNAMIC®

CONTROL STEP IN

INTERFACE	IFP
FLEXBIT	CLASSIC
MECHANISM	AUTOMATIC IN, MANUAL OUT
SIZES	35 - 52
WEIGHT	242 g/PAIR

Sport / Touring binding, Step-in function, pole release function, Lock slider

RJJ1004 CONTROL STEP IN



TURNAMIC®

TOUR STEP IN

INTERFACE	IFP
FLEXBIT	CLASSIC
MECHANISM	AUTOMATIC IN, MANUAL OUT
SIZES	35 - 52
WEIGHT	236 g/PAIR

Entry level offer without prints, stickers, Step-in, Polo open, Clip lock

RJG1006 TOUR STEP IN



SCREW MOUNTING PLATE (SMP)

RJG1012 SREW MOUNTING PLATE (SMP)

BACKCOUNTRY



BC AUTO

FLEXBIT	40 SHORE
MECHANISM	AUTO
SIZES	36 - 52
WEIGHT	455 g/PAIR

RJD1014 BC AUTO



BC MANUAL

FLEXBIT	40 SHORE
MECHANISM	MANUAL
SIZES	36 - 52
WEIGHT	465 g/PAIR

RJD1015 BC MANUAL



BC MAGNUM

FLEXBIT	40 SHORE
MECHANISM	MANUAL
SIZES	36 - 52
WEIGHT	518 g/PAIR

RJD1016 BC MAGNUM

JUNIOR



TURNAMIC®

RACE JR SKATE

INTERFACE	IFP
FLEXBIT	SKATE
MECHANISM	MANUAL
SIZES	33 - 40
WEIGHT	222 g/PAIR

Manual race binding, Lock slider

RJI1000 RACE JR SKATE



TURNAMIC®

RACE JR CLASSIC

INTERFACE	IFP
FLEXBIT	CLASSIC
MECHANISM	MANUAL
SIZES	33 - 40
WEIGHT	222 g/PAIR

Manual race binding, Lock slider

RJI1001 RACE JR CLASSIC



TURNAMIC®

STEP IN JR

INTERFACE	IFP
FLEXBIT	CLASSIC
MECHANISM	AUTOMATIC IN, MANUAL OUT
SIZES	25 - 40
WEIGHT	220 g/PAIR

Jr + kids binding, one piece housing, step-in function, clip lock

RJG1009 STEP IN JR

ROLLER SKIS



ROLLER SKATE

INTERFACE	SCREW
FLEXBIT	SKATE
MECHANISM	MANUAL
SIZES	25 - 52
WEIGHT	250 g/PAIR

Skate binding with screws for roller skis

RJG2000 ROLLER SKATE



ROLLER CLASSIC

INTERFACE	SCREW
FLEXBIT	CLASSIC
MECHANISM	MANUAL
SIZES	35 - 52
WEIGHT	250 g/PAIR

Classic binding with screws for roller skis

RJG2001 ROLLER CLASSIC

BOOTS

Rossignol is revealing a major new launch in its Nordic ski boot series, in the form of a new RACE PERFORMANCE range. Redesigned X10 and X8 models, and a very special mention for the X10 CLASSIC and its brand-new TECH CONTROL WRAP concept that brings skiers exceptional stability in all snow conditions and types of terrain.

RACE EXPERT

RACE PERFORMANCE



Pål GOLBERG (NOR)

NORDIC
2021/2022

NEW RACE EXPERT

Nothing has been left to chance in the RACE EXPERT range when it comes to **weight, performance or efficiency**. The finest materials have been used to raise the level even higher. Perfected with the help of our best racers, these boots allow all World Cup athletes to go one step further.



SKATING TECHNOLOGIES

The **X-IUM PREMIUM COURSE SKATING** boots take performance, precision and efficiency to the next level. Built with ultra-light materials, these boots help to **save energy** while optimising ski control and steering. The **X-IUM PREMIUM COURSE SKATING** is the first boot that makes the ski even better.

The **RACE EXPERT SKATING** family always provides better performance and precision. Its products tested at the World Cup by the best racers benefit from the latest innovations approved at the highest level.

BENEFITS FOR THE RACER

- 1 > Torsional rigidity
- 2 > Lightness
- 3 > Waterproofing



RACE EXPERT SKATING



X-IUM CARBON PREMIUM SKATE COURSE

WEIGHT 980 g / 42
SIZES 38 - 46 (HALF SIZES)
SOLE CARBON PREMIUM SKATING

RIJ0060 X-IUM CARBON PREMIUM SKATE COURSE



X-IUM CARBON PREMIUM SKATE

WEIGHT 965 g / 42
SIZES 38 - 46 (HALF SIZES)
SOLE CARBON EXPERT SKATING

RIJ0010 X-IUM CARBON PREMIUM SKATE



X-IUM CARBON PREMIUM SC COURSE

WEIGHT 820 g / 42
SIZES 38 - 46 (HALF SIZES)
SOLE CARBON PREMIUM CLASSIC

RIJ0120 X-IUM CARBON PREMIUM SC COURSE



X-IUM W.C. SKATE

WEIGHT 1045 g / 42
SIZES 37 - 47 (HALF SIZES)
SOLE EXPERT SKATING

RIJ0100 X-IUM W.C. SKATE



X-IUM SKATE

WEIGHT 1135 g / 42
SIZES 37 - 47
SOLE EXPERT SKATING

RIK1310 X-IUM SKATE

CLASSIC TECHNOLOGIES

The **X-IUM PREMIUM COURSE CLASSIC** takes challenges in its stride: combining extreme lightness, rigidity under torsion, longitudinal flexibility, precision and energy transmission. The **CARBON THERMODUR chassis** developed by Rossignol brings all these qualities together in the same Classic boot.

A range of **RACE EXPERT CLASSIC** boots, built around the fundamentals of the classic technique, which incorporates the high-level expectations of all the best racers. The result is breathtaking and any expert skier, whether a World Cup racer or simply an amateur, will find that this range offers them a classic boot perfectly suited to their needs.

BENEFITS FOR THE RACER

- 1 > Maximised front flexion
- 2 > Optimised torsional rigidity
- 3 > Lightness



RACE EXPERT CLASSIC



X-IUM CARBON PREMIUM CLASSIC COURSE

WEIGHT	665 g / 42
SIZES	38 - 46 (HALF SIZES)
SOLE	CARBON PREMIUM CLASSIC

RIJ0070 X-IUM CARBON PREMIUM CLASSIC COURSE



X-IUM CARBON PREMIUM CLASSIC

WEIGHT	765 g / 42
SIZES	38 - 46 (HALF SIZES)
SOLE	EXPERT CLASSIC

RIJ0020 X-IUM CARBON PREMIUM CLASSIC



X-IUM W.C. CLASSIC

WEIGHT	790 g / 42
SIZES	37 - 47 (HALF SIZES)
SOLE	EXPERT CLASSIC

RIJ0110 X-IUM W.C. CLASSIC

OVERBOOTS



OVERBOOT

SIZES	S - M - L - XL - XXL
-------	----------------------

RKHW100 OVERBOOT



WALKING OVERBOOT

SIZES	35 - 44
-------	---------

RKHW601 WALKING OVERBOOT

RACE PERFORMANCE SKATING

High-tech designs across the entire Race performance range raise the bar even higher.



X-10 SKATE

WEIGHT	1130 g / 42
SIZES	37 - 47
SOLE	EXPERT SKATE

RIK1300	X-10 SKATE
---------	------------



X-8 SKATE

WEIGHT	1250 g / 42
SIZES	36 - 49
SOLE	SPORT

RIK1280	X-8 SKATE
---------	-----------



X-6 SKATE

WEIGHT	1150 g / 42
SIZES	35 - 49
SOLE	SPORT

RIJW220	X-6 SKATE
---------	-----------



X-8 SC

WEIGHT	1245 g / 42
SIZES	36 - 49
SOLE	SPORT

RIK1270	X-8 SC
---------	--------



X-6 SC

WEIGHT	1130 g / 42
SIZES	35 - 49
SOLE	SPORT

RIJW210	X-6 SC
---------	--------

RACE PERFORMANCE CLASSIC

Rossignol is introducing a new **Race performance** range this year, featuring, in particular, a **TECH CONTROL WRAP** concept developed on the X10 Classic that gives this boot exceptional stability in classic style, whatever the type of snow or terrain.

Thanks to the ultra-light **Tech Control Wrap** concept, designed to wrap around the ankle, an extremely effective

connection is created between the ankle, the shaft of the boot and the more rigid sections.

This flexible and very effective connection allows the skier to make real progress in all phases of guiding and controlling the ski, as well as in descents of course.



X-10 CLASSIC

WEIGHT	810 g / 42
SIZES	37 - 47
SOLE	EXPERT CLASSIC

RIK1290	X-10 CLASSIC
---------	--------------



X-8 CLASSIC

WEIGHT	930 g / 42
SIZES	36 - 49
SOLE	SPORT

RIK1260	X-8 CLASSIC
---------	-------------



X-6 CLASSIC

WEIGHT	950 g / 42
SIZES	35 - 49
SOLE	SPORT

RIJW200	X-6 CLASSIC
---------	-------------



An innovative, light and effective concept on the brand-new X-10 CLASSIC, opening up real sensations in Classic together with stability and easier and exceptional ski control.

TOURING

This year, Rossignol introduces a new more technical and more comfortable **TOURING** range. **The new materials are comfortable, watertight and light.** They also offer a real advantage when it comes to aesthetics.



X-5 OT

WEIGHT	1065 g / 42
SIZES	35 - 49
SOLE	TOURING

RIJW180	X-5 OT
---------	--------



XC 5

WEIGHT	1060 g / 42
SIZES	35 - 49
SOLE	TOURING

RIJW160	XC 5
---------	------



X-1 ULTRA

WEIGHT	930 g / 42
SIZES	35 - 50
SOLE	TOURING

RIJW080	XC-1 ULTRA
---------	------------



X-1

WEIGHT	910 g / 42
SIZES	35 - 52
SOLE	TOURING

RIJW070	XC-1
---------	------



XC 3

WEIGHT	1000 g / 42
SIZES	35 - 49
SOLE	TOURING

RIJW150	XC 3
---------	------



XC 2

WEIGHT	950 g / 42
SIZES	35 - 49
SOLE	TOURING

RIJW090	XC 2
---------	------



X-TOUR ULTRA

WEIGHT	940 g / 42
SIZES	35 - 50
SOLE	TOURING

RIKW060	X-TOUR ULTRA
---------	--------------



X-R

WEIGHT	940 g / 42
SIZES	35 - 49
SOLE	TOURING

RIKW030	X-R
---------	-----

BACKCOUNTRY

The leading **BACKCOUNTRY** range strives to provide the most effective and reliable solutions for off-piste skiing. Nothing is left to chance in terms of materials or the

construction of these boots, which can take you to vast snowy expanses all over the world.



BC X-11 75 MM

WEIGHT	1960 g / 42
SIZES	36 - 48
SOLE	BC 75

RIIW910	BC X-11 75 MM
---------	---------------



BC X-10

WEIGHT	1660 g / 42
SIZES	36 - 48
SOLE	NNN BC

RIIW890	BC X-10
---------	---------



BC X-6

WEIGHT	1620 g / 42
SIZES	36 - 48
SOLE	NNN BC

RIIW850	BC X-6
---------	--------



BC X-5

WEIGHT	1540 g / 42
SIZES	36 - 48
SOLE	NNN BC

RIIW830	BC X-5
---------	--------



BC X-2

WEIGHT	1280 g / 42
SIZES	36 - 48
SOLE	NNN BC

RIIW810	BC X-2
---------	--------

JUNIOR

We pay particular attention to young skiers, for whom we have developed a complete range of boots adapted to their body type and levels of experience.

The **RACING** boots benefit from top-of-the-range advances. The **TOURING** boots benefit from the finest materials to ensure comfort and warmth.



X-IUM J COMBI

WEIGHT	1030 g / 39
SIZES	33 - 42
SOLE	SPORT

RII5660	X-IUM J COMBI
---------	---------------



X-IUM J CLASSIC

WEIGHT	770 g / 39
SIZES	33 - 42
SOLE	SPORT

RII5640	X-IUM J CLASSIC
---------	-----------------



COMP J

WEIGHT	970 g / 39
SIZES	30 - 42
SOLE	TOURING

RIIW650	COMP J
---------	--------



X-1 JUNIOR

WEIGHT	660 g / 33
SIZES	26 - 41
SOLE	T4 JR MONO

RIHW600	X-1 JUNIOR
---------	------------

WOMEN

Rossignol is for skiers of all levels and skiing disciplines. The volumes of the boots are specific, as are some of the materials used as well as the designs. The Rossignol FOR WOMEN range is complete, including everything from RACE EXPERT to TOURING, not forgetting BACKCOUNTRY. This range is also inspired by technical innovations developed on unisex products. The focus is always placed on warmth, comfort and perfect adaptation to the skiers' body type. Our women's World Cup athletes are, of course, asked to help us develop our RACE EXPERT and PERFORMANCE boots.



Dorothea WIERER (ITA)

NORDIC
2021/2022

RACE | OUTDOOR | JUNIOR

WOMEN
BOOTS

RACE EXPERT

With its RACE EXPERT sole, Carbon "Thermo adjustable Fit" cuff and adjustable strap, the X-IUM World Cup boot has been developed for skiers looking for high-performance, lightweight and efficient equipment.



X-IUM W.C. SKATE FW

WEIGHT	1025 g / 41
SIZES	37 - 43,5. (HALF SIZES)
SOLE	EXPERT SKATE

RIJ0200 X-IUM W.C. SKATE FW



X-IUM W.C. CLASSIC FW

WEIGHT	775 g / 41
SIZES	37 - 43,5. (HALF SIZES)
SOLE	EXPERT CLASSIC

RIJ0210 X-IUM W.C. CLASSIC FW

PERFORMANCE

The X10 and X8 models are built with the **DUAL CORE concept**. Rossignol's exclusive Co Injection process allows for more rigid areas of the cuff and back stiffener to be pinpointed for optimum stability, ease of control and effi-

ciency, while at the same time differentiating more flexible areas to create a level of comfort that will be particularly appreciated by all skiers.



X-10 SKATE FW

WEIGHT	1130 g / 42
SIZES	37 - 44
SOLE	EXPERT SKATE

RIK1250 X-10 SKATE FW



X-8 SKATE FW

WEIGHT	1250 g / 42
SIZES	35 - 44
SOLE	SPORT

RIK1240 X-8 SKATE FW



X-8 CLASSIC FW

WEIGHT	930 g / 42
SIZES	35 - 44
SOLE	SPORT

RIK1230 X-8 CLASSIC FW

TOURING

The **TOURING** boots benefit from a liner and volumes specially developed for the female body. The **lining is more comfortable and cosy, with optimum warmth** so that skiers don't have to make compromises when it comes to comfort.



X-5 OT FW

WEIGHT	1060 g / 41
SIZES	35 - 44
SOLE	TOURING

RIJW460	X-5 OT FW
---------	-----------



XC-5 FW

WEIGHT	1050 g / 41
SIZES	35 - 44
SOLE	TOURING

RIJW450	XC-5 FW
---------	---------



XC-3 FW

WEIGHT	960 g / 41
SIZES	35 - 44
SOLE	TOURING

RIJW430	XC-3 FW
---------	---------



BC 6 FW

WEIGHT	1620 g / 42
SIZES	35 - 44
SOLE	NNN BC

RIIW840	BC 6 FW
---------	---------



XC-2 FW

WEIGHT	920 g / 41
SIZES	35 - 44
SOLE	TOURING

RIJW440	XC-2 FW
---------	---------



XC-1 ULTRA FW

WEIGHT	900 g / 41
SIZES	35 - 44
SOLE	TOURING

RIJW420	XC-1 ULTRA FW
---------	---------------



XC-1 FW

WEIGHT	910 g / 41
SIZES	35 - 44
SOLE	TOURING

RIJW410	XC-1 FW
---------	---------



BC 5 FW

WEIGHT	1540 g / 42
SIZES	35 - 44
SOLE	NNN BC

RIIW820	BC 5 FW
---------	---------

BACKCOUNTRY

These two **BACKCOUNTRY** models strive to provide the **most effective and reliable solutions for off-piste skiing**. Nothing is left to chance in terms of materials or the construction of these boots, which can take you to vast snowy expanses all over the world. Particular attention has been paid to comfort and warmth.



BOOTS TECHNOLOGIES

This year Rossignol completes its range of TURMANIC® soles with two new carbon COURSE soles. Thanks to the CARBON THERMODURE technology, the sole-back stiffener becomes one unit, for precision and maximum energy transmission.

This sole-back stiffener unit creates an extremely high-performance carbon chassis when it comes to steering the ski.

SOLES TURNAMIC®

A RANGE OF SEVEN DIFFERENT SOLES SEGMENTS OUR BOOT RANGE TO MEET TO THE VARYING EXPECTATIONS OF USERS.

1

CARBON PREMIUM SKATING



Technology:
• CARBON THERMODUR
Rigidity and flex skating.

2

CARBON PREMIUM CLASSIC



Technology:
• CARBON THERMODUR
Rigidity and flex classic.

3

CARBON EXPERT SKATING



Technology:
• CARBON
Rigidity and flex skating.

4

EXPERT SKATING



The rigid central "Carbon Aspect" insert provides strengthened torsional rigidity.

5

EXPERT CLASSIC



The flexible central insert allows for a natural foot roll during propulsion.

7

TOURING




The flexible central insert gives the boots optimum comfort as well as torsional rigidity for added stability.

THE CHASSIS

3 POSITIONS SENSOR

The sole is built around three fundamental support points: the front of the first and fifth metatarsal bones and the heel to maximise the performance and comfort of the boot.



AXIS PROTECTOR

Our competitors mould the binding axis directly into the sole. Rossignol has adopted a different approach by integrating the axis into an independent and extremely hard-wearing plastic part, which is then incorporated into the chassis to avoid stiffening the front of the boot while retaining all the flexibility and roll of the foot during classic cross-country skiing. This technology is available in all the ranges and gives classic boots a similar feel to running shoes with greater sensations when propelling.



LOW PROFILE

The sole boasts a slim-line design, so that the skier's foot is as close to the snow as possible, thereby delivering lightness, feeling and superior control.



GRIP TECH

Crampons with a unique design and composition for comfortable and safe walking.



THE CENTRAL INSERT

Rossignol has designed various inserts to give each sole a specific set of attributes tailored to each technique (skating/classic) and the level of use (race/sport/touring). By manipulating their materials and their density and altering the shape of the central insert, each sole excels in behaving exactly how skiers need them.

1

FOR SKATING MODELS

A "Carbon Aspect" central insert increases the sole's torsional rigidity. Its specific Skating shape improves efficiency during propulsion and increases stability when striding.



2

FOR CLASSIC MODELS

A soft plastic central insert allows for natural foot roll during propulsion and a double guide groove across the entire length of the sole offers better control for groomed trails.



3

FOR SPORT PERFORMANCE MODELS

A bi-technical insert brings the best compromise to boots designed for our sports customers.



4

FOR TOURING MODELS

An extremely soft and flexible central insert produces a comfortable boot with excellent torsional rigidity for even greater stability.



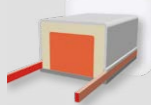
THE MID SOLE

The mid sole acts as an interface between the external sole and the boot. It determines the required flexibility and rigidity. Their importance is such that Rossignol is focusing its development efforts on the comfort and ergonomics that mid soles can procure.



1 EXTERNAL CONSTRUCTION

CONTROL EDGE




EDGE ENERGY SENSOR
A stiffer waist to increase acceleration.

3D PROFILE




3D CARBON PROFILE
A more consistent ski structure for superior control.

EDGE SUPRA

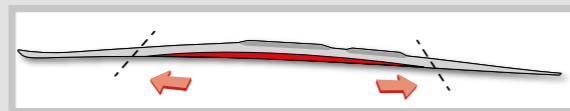


SUPRA EDGE
Reinforced edges for greater stability.

ACTIV'CAP



ACTIV'CAP
Combination of two materials (RossiCap + multidirectional fibreglass).




CENTRAL-EDGE
Helps to focus the skier's energy beneath the waist and optimises efficiency and energy transmission

LOWER TIP



LOWER TIP
Softer and lighter tips and tails for a more balanced ski.

HONEYCOMB



NOMEX
Construction of a honeycomb core for extreme lightness.


AIR TIP



AIR TIP
The AIR TIP base lightens the ski and improves acceleration whether using the double push or alternative technique.


2 INTERNAL CONSTRUCTION

HONEYCOMB




NOMEX
Construction of a honeycomb core for extreme lightness.

WOODAIR



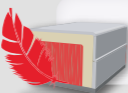
WOOD AIR
Wood construction with air channels.

PREMIUM LDC CORE




LDC PREMIUM CORE
A lighter construction, reinforced with basalt fiber.

LDC CORE




LDC CORE
Lighter structure.

3 SOLES




SKATING DOUBLE GUIDE GROOVE
Stabilizes the ski and facilitates tracking whatever its position.

DOUBLE GROOVE




R-SKIN WAXLESS PATTERN
The synthetic waxless pattern behaves almost identically to a waxed ski, boasting easy grip on all types of snow and excellent glide performance whatever the conditions.

RSKIN



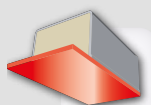
NUMERIC FINISH
This base preparation technology offers a limitless range of ready-to-ski finishes that will improve glide. World Cup base finishes for everyone!

NUMERIC FINISH




AR POSITRACK WAXLESS PATTERN
Thermoformed waxless pattern delivering very pleasant glide and excellent grip.

POSITRACK



STONE FINISH
Milled base finish.


STONE FINISH



AR PLUS WAXLESS PATTERN
Cut into the base itself, this AR waxless pattern is the perfect compromise between retention and gliding. Perfect for rental use.

ARPLUS

4 SIZES



RACING COBRA

COBRA RACING
For extremely stable, fluid skating. Enables the skier to come back into the direction of travel faster at the end of the glide phase.



SHORT SIZE

SHORT SKI CONCEPT
An exclusive Rossignol concept that guarantees maneuverability. Facilitates acceleration and makes skating movements more dynamic.



MEDIUM SIDECUT

MEDIUM SIDECUT
This versatile sidecut enables you to ski both on and off track.



PARALLEL SIDECUT

PARALLEL SIDECUT
A parallel sidecut is especially well suited to track skiing.



WIDE SIDECUT

WIDE SIDECUT
A sidecut that's at ease in all conditions, on all terrain.

5 BOOTS CONSTRUCTION



CARBON CHASSIS

CARBON THERMODUR CHASSIS
Sole unit made from a single piece of 100% carbon THERMODUR.
• Maximised torsional rigidity
• Optimised front flexion
• Energy transmission



DUAL CORE

DUAL CORE
Injection-molding using different densities of material in the same mold.
• Precision of movement
• Prevents energy wastage
• Optimal contact.



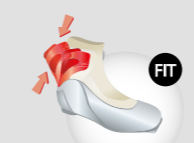
CARBON CUFF

CARBON CUFF
• 100% carbon cuff
• Optimal power transfer



THERMO ADJUSTABLE

THERMO ADJUSTABLE FIT
Thermoformable materials are heated so that boot volume can be changed. The boot adapts itself to the foot. Tailor-made!
• Comfort
• Precision
• Feel.



MOBILE CUFF

MOBILE CUFF
Optimal freedom of fore/aft movement combined with torsional rigidity for total control.



SOFT TOUCH

SOFT TOUCH
Ultra-comfortable control thanks to the interface membrane.
• Comfort
• Control
• Fit.



ASYMMETRIC STIFFENER

ASYMMETRIC BACK STIFFENER
Stiffener to suit every situation.
• Arch support
• Torsional rigidity
• Well-supported, stable platform.



WOMEN LINING

WOMEN LINING
• Soft liner
• Fleece for warmth and protection
• Ultimate comfort.



LOW VOLUME


LOW VOLUME FIT (LVF)
A unisex alternative for more slender feet (Low Volume Fit). Personal attention!
• Easy foot entry and close fit
• 100% feel
• Total envelopment of the foot.



TECH CONTROL WRAP

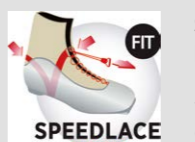
TECH CONTROL WRAP
A light and effective concept that opens up real sensations in Classic together with stability and easier ski control.

6 ADJUSTMENT



DOUBLE LACING SYSTEM

DOUBLE LACING SYSTEM
A single system provides independent control of mid and forefoot closure for more comfort and precision.



SPEEDLACE LOCK

SPEEDLACE LOCK
Rapid, easy closure for better support of the foot and more precision.



ADJUSTING STRAP

ADJUSTABLE STRAP
For more support and control.

POLES

Rossignol is also developing innovative poles for its new ultrahigh performance AIR FORCE lines as well as a basket kit for fine-tuning the pole to suit all types of snow conditions. Rossignol has developed a very comprehensive range of poles, ideally coordinated with the different ranges of skis to provide the perfect solution for all Nordic skiing styles. From shafts to grips, baskets and straps, nothing has been left to chance. Every detail has been studied with painstaking care to ensure the same high level of satisfaction, pleasure and performance for all users, from World Cup racer to complete beginner.



NORDIC
2021/2022

RACE | OUTDOOR | JUNIOR

POLES

RACE EXPERT



WCS PREMIUM

RDJ9510 WCS PREMIUM (FREE SIZE)

RDJ9520 WCS (FREE SIZE)

SHAFT 100% PREMIUM UHMC
STRAP NEW ERGONOMIC RACE
GRIP RACE NATURAL CORK
(RED BLAZE PP + BLACK R PRINT)

BASKET XC TIPS + BOX
TIP CARBIDE TIP
SIZES FREE SIZE (150/160/170/180 CM)



FORCE 10

RDJ9530 FORCE 10

RDJ9540 FORCE 10 (FREE SIZE)

SHAFT 100% CARBON
STRAP ERGONOMIC RACE
GRIP RUBBER NATURAL CORK

BASKET XC TIPS - SIZE S
TIP CARBIDE TIP
SIZES 135/180 UP 2,5 CM OR
FREE SIZE (150/160/170/180 CM)



FORCE 9

RDJ9550 FORCE 9

SHAFT 85% CARBON
STRAP ERGONOMIC RACE
GRIP RUBBER NATURAL CORK

BASKET XC TIPS - SIZE L
TIP CARBIDE TIP
SIZES 135/175 UP 5 cm

PERFORMANCE



FORCE 7

RDJ9560 FORCE 7

SHAFT 70% CARBON
STRAP ERGONOMIC RACE
GRIP RUBBER NATURAL CORK
(BLACK PP + RED TPR + BLACK TOP)

BASKET RACE M
TIP CARBIDE TIP
SIZES 135/175 UP 5 cm



FORCE 5

RD19620 FORCE 5

SHAFT 50% CARBON
STRAP ERGONOMIC RACE
GRIP RUBBER NATURAL CORK
(BLACK PP + YELLOW TPR)

BASKET RACE L (BLACK)
TIP CARBIDE TIP
SIZES 135/175 UP 5 cm



FORCE 3

RD19580 FORCE 3

SHAFT 30% CARBON
STRAP ERGONOMIC RACE
GRIP RUBBER NATURAL CORK
(BLACK PP + BLUE TPR)

BASKET RACE L (BLACK)
TIP CARBIDE TIP
SIZES 135/175 UP 5 cm

FITNESS



FORCE

RD19590 FORCE

SHAFT	30% CARBON	BASKET	RACE L (BLACK)
STRAP	ERGONOMIC STRAP	TIP	CARBIDE TIP
GRIP	PLASTIC NATURAL CORK (BLACK PP & TOP)	SIZES	135/165 UP 5 cm

TOURING



FT-600 CORK

RD19520 XT-600 CORK

SHAFT	ALU 5086	BASKET	TOURING XL (BLACK)
STRAP	ERGONOMIC STRAP	TIP	STEEL TIP
GRIP	PLASTIC PP CORK (BLACK PP & TOP)	SIZES	130/165 UP 5 cm



FT-600

RD19530 XT-600

SHAFT	ALU 5086	BASKET	TOURING XL (BLACK)
STRAP	PADDED LOOP	TIP	STEEL TIP
GRIP	BI-INJECTION RUBBER (BLACK PP + BLACK TPR + BLACK TOP)	SIZES	130/165 UP 5 cm



FT-500

RD19540 XT-500

SHAFT	ALU 5086	BASKET	TOURING XL (BLACK)
STRAP	STANDARD	TIP	STEEL TIP
GRIP	PLASTIC NATURAL CORK (BLACK PP & TOP)	SIZES	130/165 UP 5 cm

BACKCOUNTRY



ADJUSTABLE BC 100

RD19550 ADJUSTABLE BC 100

SHAFT	ALU 7075 (LOWER SHAFT) ALU 6061 (UPPER SHAFT)	BASKET	SB-85 BLACK
STRAP	PADDED LOOP	TIP	STEEL TIP
GRIP	BI-INJECTION RUBBER (BLACK PP + BLACK TPR + BLACK TOP)	SIZES	UNIC SIZE - ADJUSTABLE

TOURING JUNIOR



FORCE JUNIOR

RDJ9500 FORCE JUNIOR

SHAFT	100% FIBERGLASS	BASKET	FIT TOUR (BLACK)
STRAP	PADDED LOOP	TIP	STEEL TIP
GRIP	BI-INJECTION RUBBER (RED BLAZE PP & TOP + BLACK TPR)	SIZES	80/130 UP 5 cm



FT-501

RD19500 FT-501

SHAFT	ALU 5086	BASKET	FIT TOUR
STRAP	STANDARD	TIP	STEEL TIP
GRIP	PLASTIC BASIC (BLACK PP & TOP)	SIZES	80/130 UP 5 cm

RENTAL



XC-RENTAL SR

RD19560 XC-RENTAL SR

SHAFT	ALU 7075 - ALU 5086	BASKET	TOURING XL (BLACK)
STRAP	STANDARD	TIP	STEEL TIP
GRIP	PLASTIC BASIC (BLACK PP & TOP)	SIZES	120-160 UP 5 cm / 85-115 UP 5 cm

RD19570 XC-RENTAL JR



SPARE PARTS

BASKET

 XS - S - M - L (PAIR) RVEBR50 RACE BASKET - RED	 M - XL (PAIR) RVEBR51 RACE BASKET - BLACK	 ONE SIZE (PAIR) RVEBR52 FIT TOUR BASKET	 ONE SIZE (PAIR) RVHBR50 TOURING XL BASKET
 ONE SIZE (PAIR) RVHBR51 S COMMUTABLE BASKET	 ONE SIZE (PAIR) RVHBR52 M COMMUTABLE BASKET	 ONE SIZE (PAIR) RVHBR53 XL COMMUTABLE BASKET	
 RVHBT50 XC-TIPS FULL BOX	 RVHBT51 XC-TIPS ROAD KIT	 RVHBT52 XC-TIPS NUTS & TOOL	

PAIR OF: XC-Tips, Nuts, Roller ski Basket, commutable S Basket, commutable L Basket, commutable XL Basket, XC-Tips Tool (unit)

PAIR OF: XC-Tips, Nuts, Roller ski Basket, XC-Tips Tool (unit)

XC-TIPS NUTS (PAIR)
XC TIP Tool (unit)

STRAP

 RVEBS52 PREMIUM RACE BIATHLON STRAP	 RVJBS51 PREMIUM RACE BIATHLON STRAP	 RVJBS50 PREMIUM RACE STRAP	 XS - S - M - L - XL - XXL RVEBS50 ERGONOMIC RACE STRAP	 XS - S - M - L - XL - XXL RVEBS51 ERGONOMIC STRAP
 RVEBS53 PADDED LOOP STRAP	 RVEBS54 STANDARD STRAP			

GRIP

 RVEBW50 RUBBER NATURAL CORK	 RVEBW51 RUBBER NATURAL CORK	 RVEBW52 PLASTIC NATURAL CORK	 RVEBW53 BI INJECTION RUBBER	 RVEBW54 PLASTIC
---	---	--	---	---

LATCH

 RVEBW55 RACING GRIP WEDGE - RED	 XS - S - M - L - XL - XXL RVEBW56 TOURING GRIP WEDGE - BLACK	
---	---	--

TECHNICAL EQUIPMENT

Rossignol's Nordic luggage range is perfect for carrying everything you need when skiing. Carry skis and poles in special bags, water and snacks in the **thermobelt and bottle holder**, and your belongings on your back in the Backcountry with our **R-Pack**... All our bags and accessories have been designed to meet the needs of Nordic skiers.



BAGS



HERO BOOT PACK

TYPE	EQUIPMENT BAG
VOLUME	36 L
DIMENSION	L290*W140*H610 mm
WEIGHT	1,12 kg

RKHB101



HERO PRO SEAT

TYPE	EQUIPMENT BAG
VOLUME	53 L
DIMENSION	L340*W320*H500 mm
WEIGHT	2,30 kg

RKHB102



HERO EXPLORER

TYPE	TRAVEL BAG
VOLUME	125L
DIMENSION	L790*W380*H450mm
WEIGHT	4.64 kg

RKHB110



HERO SKI WHEELED 2/3P 210

TYPE	SKI BAG
VOLUME	3 PAIRS / 210 CM
DIMENSION	L2000*W350*H220 mm
WEIGHT	5,71 kg

RKHB106



HERO SKI BAG 4P 230

TYPE	SKI BAG
VOLUME	4 PAIRS / 230 CM
DIMENSION	L2320*W390*H100 mm
WEIGHT	3.50 kg

RKHB107



HERO CABIN BAG

TYPE	TRAVEL BAG
VOLUME	50 L
DIMENSION	L520*W320*H300 mm
WEIGHT	2.82 kg

RKHB109



HERO HEATED BAG 110V

TYPE	EQUIPMENT BAG
VOLUME	60 L
DIMENSION	L450*L400*H350 mm
WEIGHT	4.64 kg

RKHB112

110 V

RKHB111



HERO SKI BAG 2/3P ADJUSTABLE 190/220

TYPE	SKI BAG
VOLUME	3 PAIRS / 190 TO 220 CM
DIMENSION	L1900/2200*W315*H315 mm
WEIGHT	1.46 kg

RKHB105



R-PACK 12L - R-PACK 8L

TYPE	MULTI-ACTIVITY BAGS
VOLUME	12L / 8L
DIMENSION	H480*W310*80 mm / H480*W310*120 mm
WEIGHT	0,6 kg / 0,5 kg

RKIB208

R-PACK 12L

RKIB207

R-PACK 8L

NORDIC RIFLE BAG

TYPE	ACCESSORIES
DIMENSION	L1200*H260*W50 mm
WEIGHT	1.0 kg

RKJB205



NORDIC 4 PAIRS POLES TUBE HOT RED

TYPE	ACCESSORIES
VOLUME	4 PAIRS / 175 CM
DIMENSION	L1750*Ø130 mm
WEIGHT	0.25 kg

RKHB202



LARGE WATER BOTTLE 800ML

TYPE	ACCESSORIES
VOLUME	0,8 L

RVKB001



NORDIC SKI STRAPS

TYPE	ACCESSORIES
MATERIAL	5 mm EVA + LARGE ELASTIC
DIMENSION	L160*W5*H60 mm

RKIB206



GAITER

MATERIAL	NYLON 210D
ENDUCTION	PVC
DIMENSION	L370*W140*H20 mm
WEIGHT	0,05 kg

RKCB104



TYPE	ACCESSORIES
VOLUME	0,8 L



NORDIC THERMO BELT HOT RED

TYPE	ACCESSORIES
DIMENSION	L140*W250*H100 mm
WEIGHT	0,25 kg

RKHB201



BOTTLE HOLDER

TYPE	ACCESSORIES
DIMENSION	L140*W250*H100 mm
WEIGHT	0,25 kg

RUHB001



BOTTLE HOLDER HOT RED

TYPE	ACCESSORIES
DIMENSION	L140*W250*H100 mm
WEIGHT	0,25 kg

RUHB002

APPAREL ACTIVE

Discover our full range of technical Nordic skiing clothing for every time you take your skis out. Using **37.5° technology** for optimum thermoregulation when training or racing and **INFINI compression** technology to boost performance, this range developed with top athletes such as **Martin Fourcade** will really help you get the best out of your Nordic skiing.



This new line combines a highly comfortable and hard-wearing LYCRA® SPORT-certified fabric with the new patented compression technology to allow users to enjoy supreme comfort, improve their performance bar and raise their technical game

INFINI COMPRESSION

REDUCE **BATTEMENTS CARDIAQUES** **LACTATES DANS LE SANG** **CONSUMATION D'OXYGÈNE** **IMPROVE** **ÉQUILIBRE** **RÉCUPÉRATION** **ALIGNEMENT MUSCULAIRE** **CONFORT**

MEN



CRIMSON 304 BLACK 200 DARK NAVY 715 BLUE BIRD 734

INFINI COMPRESSION RACE TOP

RLIMLO4



CRIMSON 304 BLACK 200 DARK NAVY 715 BLUE BIRD 734

INFINI COMPRESSION RACE TIGHTS

RLIMU03

WOMEN



BLACK 200 NOCTURNE 748 DUCK BLUE 749 ECLIPSE 726

W INFINI COMPRESSION RACE TOP

RLIWLO4



BLACK 200 NOCTURNE 748 DUCK BLUE 749 ECLIPSE 726

W INFINI COMPRESSION RACE TIGHTS

RLIWU03

37.5°

The Pursuite Warm Jacket is a cross-country ski jacket with 37.5° technology guaranteeing excellent moisture wicking and temperature together with fast drying. This jacket also features ergonomic sleeves and quilted lining on the chest area.



MEN



BLACK 200 DARK NAVY 715 BLUE BIRD 734 DARK NAVY 715 CRIMSON 304 BLUE BIRD 734 BLACK 200 DARK NAVY 715 BLUE BIRD 734

POURSUITE WARM JKT

RLIMJ21

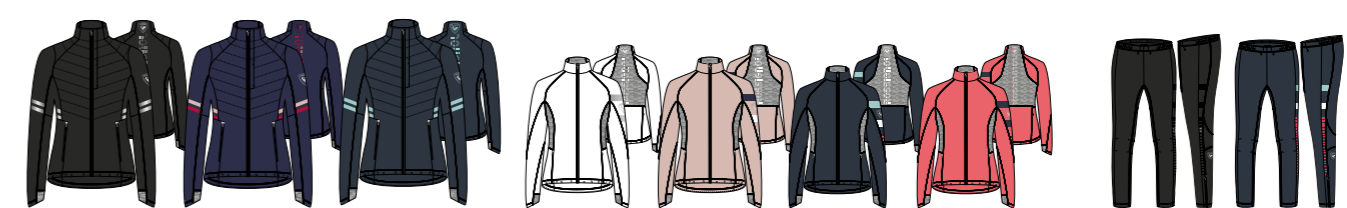
POURSUITE JKT

RLIMJ22

POURSUITE PANT

RLIMPO9

WOMEN



BLACK 200 NOCTURNE 748 ECLIPSE 726 WHITE 100 POWDER PINK 357 ECLIPSE 726 CORAIL 362 BLACK 200 ECLIPSE 726

W POURSUITE WARM JKT

RLIWJ19

W POURSUITE JKT

RLIWJ20

W POURSUITE PANT

RLIWPO9

TOURING

MEN




BLACK 200

CRIMSON 304

BLUE BIRD 734

SOFTSHELL JKT

RLIMJ23



BLACK 200

DARK NAVY 715

SOFTSHELL PANT

RLIMP10

WOMEN



BLACK 200

AQUA 750

CORAIL 362

W SOFTSHELL JKT

RLIWJ21



BLACK 200

NOCTURNE 748

ECLIPSE 726

W SOFTSHELL PANT

RLIWP10



ACCESSORIES GLOVES



BLACK 200

XC ALPHA - I TIP

SIZES XXS - XS - S - M - L - XL
BODY STRETCH + FABRIC
PALM AMARA
MARKING PRINT

RLJMG19



BLACK 200

XC SOFTSHELL

SIZES XXS - XS - S - M - L - XL
BODY SOFTSHELL
PALM AMARA
MARKING PRINT

RLJMG20



BLACK 200

WC ACTIVE

SIZES XXS - XS - S - M - L - XL
BODY STRETCH
PALM AMARA
MARKING PRINT

RLJMG20



374

CAMO GREY

903

INNER G - I TIP X3

SIZES TU
BODY POLYESTER - ELASTANE
PALM
MARKING SUBLIMATION

RLJMG03

BEANIES

XC WORLD CUP X3

SHELL 88% Polyester - 12% Elastane
MARKING Brushed

RLKMH05



BLACK - 200



AMOCO - 746



ECLIPSE - 726



DARK NAVY - 715

HEADBAND

XC WORLD CUP HB X3

SHELL 88% Polyester - 12% Elastane
MARKING Brushed

RLKMH06



BLACK - 200



AMOCO - 746



ECLIPSE - 726



DARK NAVY - 715

WRAP-AROUND SCARVES

ROSSI WARM NECK X3

SHELL 100% Polyester
MARKING Sublimation

RLJMH15

ROSSI TUBE X3


SHELL 100% Polyester
MARKING Sublimation

RLJMH16

BALACLAVA X3

SHELL 100% Polyester
PANELS 90% Polyester - 10% Elastane

RLIMH06



BLACK - 200



BBR - 903



PINK FUSHIA - 374



CAMO GREY - 973



BLACK - 200

MASK X3


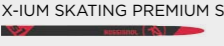

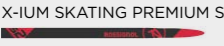

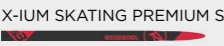
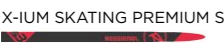
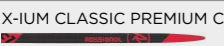
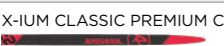
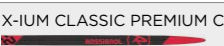

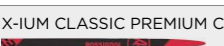
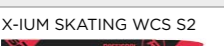
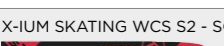
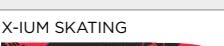
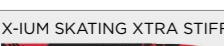
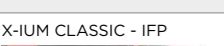





SHELL 100% Polyester

RLIMH07











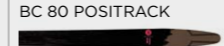



BLACK - 200


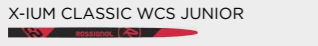




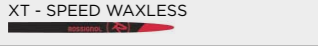



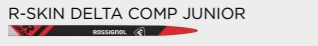


TECHNICAL CHART RACE SKIS

REF	PRODUCTS	CONSTRUCTION	CORE	WEIGHT	BASE & TUNNING	PLATE	SIDECUT	SIZES
RACE EXPERT								
RHJCU01	X-IUM SKATING PREMIUM S1 	3Edge energy sensor, 3D Carbon HM Profil, Activ'cap, 3D tip	Nomex	540 gr/188	K 9000 / Cold	IFP	40/44/43/43	173-178-183-188-193
RHJCU04	X-IUM SKATING PREMIUM S1 - STIFF 	3Edge energy sensor, 3D Carbon HM Profil, Activ'cap, 3D tip	Nomex	540 gr/188	K 9000 / Cold	IFP	40/44/43/43	183-188-193
RHJCU02	X-IUM SKATING PREMIUM S2 	3Edge energy sensor, 3D Carbon HM Profil, Activ'cap, 3D tip	Nomex	540 gr/188	K 7000 / Universal 2.0	IFP	40/44/43/43	173-178-183-188-193
RHJCU06	X-IUM SKATING PREMIUM S2 -STIFF 	3Edge energy sensor, 3D Carbon HM Profil, Activ'cap, 3D tip	Nomex	540 gr/188	K 7000 / Universal 2.0	IFP	40/44/43/43	183-188-193
RHJCU07	X-IUM SKATING PREMIUM S2-SOFT 	3Edge energy sensor, 3D Carbon HM Profil, Activ'cap, 3D tip	Nomex	540 gr/188	K 7000 / Universal 2.0	IFP	40/44/43/43	173-178-183-188-193
RHJCU03	X-IUM SKATING PREMIUM S3 	3Edge energy sensor, 3D Carbon HM Profil, Activ'cap, 3D tip	Nomex	540 gr/188	K 9001 / Wet 2.0	IFP	40/44/43/43	173-178-183-188-193
RHJCU08	X-IUM SKATING PREMIUM S 3 - STIFF 	3Edge energy sensor, 3D Carbon HM Profil, Activ'cap, 3D tip	Nomex	540 gr/188	K 9001 / Wet 2.0	IFP	40/44/43/43	183-188-193
RHJCS01	X-IUM CLASSIC PREMIUM C1 	3Edge energy sensor, R Profil, Activ'cap, R-Tip	Nomex	495 gr/197	K 7000 / Universal 2.0	IFP	40/44/44/44	190-197-202-207
RHJCS02	X-IUM CLASSIC PREMIUM C2 	3Edge energy sensor, R Profil, Activ'cap, R-Tip	Nomex	495 gr/197	K 7000 / Universal 2.0	IFP	40/44/44/44	190-197-202-207
RHJCS08	X-IUM CLASSIC PREMIUM C2 - STIFF 	3Edge energy sensor, R Profil, Activ'cap, R-Tip	Nomex	495 gr/197	K 7000 / Universal 2.0	IFP	40/44/44/44	197-202-207
RHJCS09	X-IUM CLASSIC PREMIUM C2 - SOFT 	3Edge energy sensor, R Profil, Activ'cap, R-Tip	Nomex	495 gr/197	K 7000 / Universal 2.0	IFP	40/44/44/44	190-197-202-207
RHJCS03	X-IUM CLASSIC PREMIUM C3 	3Edge energy sensor, R Profil, Activ'cap, R-Tip	Nomex	495 gr/197	K 9001 / Wet 2.0	IFP	40/44/44/44	190-197-202-207
RHJCL01	X-IUM SKATING WCS S2 	3D Carbon Profil, Supra Edge, Activ'cap, Low tip	Nomex	550 gr/186	K 7000 / Universal	IFP	40/44/43/43	167-173-180-186-192
RHJCL02	X-IUM SKATING WCS S2 - SOFT 	3D Carbon Profil, Supra Edge, Activ'cap, Low tip	Nomex	550 gr/186	K 7000 / Universal	IFP	40/44/43/43	186-192
RHJCQ01	X-IUM SKATING 	Activ'cap	Nomex	560 gr/186	K 7000 / Universal	IFP	40/44/43/43	173-180-186-192
RHJCQ04	X-IUM SKATING XTRA STIFF 	Activ'cap	Nomex	560 gr/186	K 7000 / Universal	IFP	40/44/43/43	192
RHJCP01	X-IUM CLASSIC - IFP 	Activ'cap	Nomex	550 gr/198	K 7000 / Universal	IFP	44 //	186-191-198-203-208
RACE Performance								
RHKWF01	DELTA COURSE SKATING 	Activ'Cap & Extended edges	Honey-comb	570 gr/186	K 7000	IFP	40/44/43/43	173-180-186-192
RHKCQ01	DELTA COMP SKATING 	Activ'Cap & Extended edges	Honey-comb	640 gr/186	K 7000	IFP	40/44/43/43	173-180-186-192
	DELTA SPORT CLASSIC 	Activ'Cap & Extended edges	LDC Premium	640 gr/196	K 7000	IFP	44 //	176-186-196-201-206
	DELTASPORT CLASSIC -AR 	Activ'Cap & Extended edges	LDC Premium	640 gr/196	K 7000	IFP	44 //	176-186-196-201-206
RHKCQ02	DELTA SPORT SKATING 	Activ'Cap & Extended edges	LDC Premium	630 gr/180	K 7000	IFP	40/44/43/43	173-180-186-192






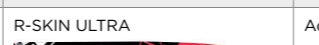





TECHNICAL CHART NORDIC OUTDOOR SKIS

REFERENCE	PRODUCTS	CONSTRUCTION	CORE	WEIGHT	BASE & TUNNING	PLATE	SIDECUT	SIZES
XT SPORT								
RHKWC09	X-TOUR ESCAPE POSITRACK 	Activ'cap, Tail protector, Extended edges	LDC	780 gr/196	Double cut	IFP	51 47 49	176-186-191-196-201-206
RHKWC02	X-TOUR VENTURE WAXLESS 	Activ'cap, tail protector	Light wood core	820 gr/196	K 5000	IFP	51 47 49	176-186-191-196-201-206
EVO XT								
RHKWC11	EVO XT 55 POSITRACK 	Top Cap, laquered sidewalls	Wood / Air	720 gr/185	Extruded base, cut waxless	IFP	55 48 52	S/165, M/175, L/185, XL/195
RHKWC10	EVO XT 60 POSITRACK 	Top Cap, laquered sidewalls	Wood / Air	780 gr/185	Extruded base, cut waxless	IFP	60 50 55	S/165, M/175, L/185, XL/195
EVO OT								
RHJWC04	EVO OT 65 POSITRACK 	Activ'Cap & partial metal edge	Wood / Air	900 gr/185	Positrack	IFP	65 53 60	165-175-185-195
BC								
RHIWF11	BC 59 	Activ' Cap & Steel Edge	LDC	860 gr/200	Waxbase	-	59 49 55	180-190-195-200-205-210
	BC 59 AR 	Activ' Cap & Steel Edge	LDC	860 gr/200	Double cut	-	59 49 55	180-190-195-200-205-210
RHIWC06	BC 65 POSITRACK 	Activ' Cap & Steel Edge	Wood / Air	780 gr/175	Positrack	-	65 53 60	165-175-185-195
RHIWC15	BC 80 POSITRACK 	Activ' Cap & Steel Edge	LDC	1040 gr/196	Positrack	-	80 60 70	166-176-186-196
RHIWC16	BC 100 POSITRACK 	Activ' Cap & Steel Edge	LDC CORE	1060 gr/160	Positrack	-	100 80 90	160-170-180-190
RHIQR01	BC 120 WAXBASE 	Activ' Cap & Steel Edge	LDC CORE	1280 gr/176	Waxbase	-	120 86 108	168-176-182
RHIWC17	OT 65 POSITRACK 	Activ'Cap & partial metal edge	Wood / Air	901 gr/175	Positrack	-	65 53 60	165-175-185-195

TECHNICAL CHART JUNIOR SKIS

REFERENCE	PRODUCTS	CONSTRUCTION	CORE	WEIGHT	BASE & TUNNING	PLATE	SIDECUT	SIZES
JUNIOR RACE								
RHJCQ02	X-IUM SKATING WCS JUNIOR 	Active cap, extended edge	Hybrid core	500 gr/153	K7000	IFP	42 44 44 44	143-153-163-173
RHJCP02	X-IUM CLASSIC WCS JUNIOR 	Active cap, extended edge	Hybrid core	500 gr/156	K7000	IFP	40 44 44 44	156-166-176-186
	DELTA COMP CLASSIC JUNIOR 	Active cap	LDC +	520 gr/156	K5000	IFP	40 44 44 44	136-146-156-166-176
	DELTA COMP SKATING JUNIOR 	Active cap	LDC +	520 gr/153	K5000	IFP	42 44 44 44	133-143-153-163
	DELTA COMBI JR 	Laquered sidewalls	Wood / Air	550 gr/147	K5001	-	41 44 45	117-127-137-147-157-167
JUNIOR TOURING								
RHIWF19	XT - SPEED WAXBASE 	ABS Cap Tail protector	Wood / Air	520 gr/168	K3000	IFP	51 47 49	98-108-118-128-138-148-158-168
RHIWF20	XT - SPEED WAXLESS 	ABS Cap Tail protector	Wood / Air	520 gr/168	K3000	IFP	51 47 49	98-108-118-128-138-148-158-168
RHIWC09	XT VENTURE JR WAXLESS (short sizes) 	ABS Cap Tail protector	Wood / Air	560 gr/160	Extruded	IFP	51 47 49	90-100-110-120-130-140
RHIWC10	XT VENTURE JR WAXLESS (long sizes) 	ABS Cap Tail protector	Wood / Air	560 gr/160	Extruded	IFP	51 47 49	150-160-170
SKIN JUNIOR								
RHHCP02	R-SKIN RACE JUNIOR 	Active cap, Extended edge	Honey-comb	500 gr/156	K7000 - Skin Race	IFP	40 44 44 44	156-166-176-186
	R-SKIN DELTA COMP JUNIOR 	Active cap	LDC +	520 gr/156	K5000 - Skin Sport	IFP	40 44 44 44	136-146-156-166-176
RHIWC02	R-SKIN SPEED (short sizes) 	ABS Cap Tail protector	Wood / Air	500 gr/168	K3001 - Skin Race	IFP	51 47 49	110-120-130-140
RHIWC03	R-SKIN SPEED (long sizes) 	ABS Cap Tail protector	Wood / Air	500 gr/168	K3001 - Skin Race	IFP	51 47 49	150-160

TECHNICAL CHART SKIN RANGE

REF	PRODUCTS	CONSTRUCTION	CORE	WEIGHT	BASE & TUNNING	PLATE	SIDECUT	SIZES
SKIN RACE								
RHJCS12	R-SKIN X-IUM PREMIUM 	3Edge energy sensor, R Profil, Activ'cap, R-Tip	Nomex	495 gr/197	K7000 / SKIN Race Expert	IFP	40 44 44 44	190-197-202-207
RHJCP03	R-SKIN X-IUM 	Activ'cap	Nomex	550 gr/198	K7000 / SKIN Race Expert	IFP	44 //	186-191-198-203-208
RHKCP01	R-SKIN DELTA COMP 	Activ'Cap & Extended edge	Honey-comb	570 gr/196	K7000 - SKIN Race	IFP	44 //	186-191-198-203-208
RHKCV01	R-SKIN STIFF DELTA COMP 	Activ'Cap & Extended edge	Activ'Cap & Extended edge	570 gr/196	K7000 - SKIN Race	IFP	44//	186-191-198-203-208
RHICT01	R-SKIN ULTRA 	Activ'Cap & Extended edge	R-CORE-	690gr/198	K7000 - SKIN Sport	IFP	48 44 46	181-186-191-196-201
RHKCW05	R-SKIN DELTA SPORT 	Activ'Cap & Extended edges	LDC Premium	630 gr/196	K7000 - SKIN Sport	IFP	44//	184-189-196-201-206
RHKCX01	R-SKIN STIFF DELTA SPORT 	Activ'Cap & Extended edges	LDC Premium	630 gr/196	K7000 - SKIN Sport	IFP	44//	184-189-196-201-206
SKIN TOUR								
RHKWC06	R-SKIN EVO XC 55 	Activ'cap, Extended edges, Tail protector	LDC	730 gr/185	K6000 - SKIN Sport	IFP	55 48 52	S165-M175-L185-XL195
RHKWC08	R-SKIN EVO XC 60 	Activ'cap, Extended edges, Tail protector	LDC	800 gr/184	K6000 - SKIN Sport	IFP	60 50 55	S165-M175-L185-XL195
RHJWC02	R-SKIN EVO XC 65 	Activ'cap, Extended edges, Tail protector	LDC	880 gr/185	K6000 - SKIN Sport	IFP	65 53 60	S165-M175-L185-XL195
RHKWC01	R-SKIN X-TOUR ESCAPE 	Activ'cap, tail protector	Light wood core	820 gr/196	K5000 - SKIN Sport	IFP	51 47 49	176-186-191-196-201-206

TECHNICAL CHART BOOTS

REFERENCE	PRODUCTS	HEEL	UPPER CUFF	LOWER	WEIGHT	LINING	SOLE	FIT	FIT	SIZES
RACE EXPERT										
RIJ0060	X-IUM CARBON PREMIUM SKATE Course	Full premium carbon chassis	Full premium carbon upper cuff	Premium Pvc	980 gr/42	Polyester Thermo Adjustable Fit	FULL PREMIUM CARBON CHASSIS			38 - 46. Half sizes
RIJ0070	X-IUM CARBON PREMIUM CLASSIC Course	Full premium carbon chassis	-	Premium Pvc	665 gr/42	Polyester Thermo Adjustable Fit	FULL PREMIUM CARBON CHASSIS			38 - 46. Half sizes
RIJ0120	X-IUM CARBON PREMIUM SC Course	Full premium carbon chassis	Full premium carbon upper cuff	Premium Pvc	820 gr/42	Polyester Thermo Adjustable Fit	FULL PREMIUM CARBON CHASSIS			38 - 46. Half sizes
RIJ0010	X-IUM CARBON PREMIUM SKATE	External carbon heel counter	3D premium carbon + Soft Touch protection	Premium Pvc	965 gr/42	Polyester Thermo Adjustable Fit	CARBON EXPERT SKATE	95	38 - 40,5:LVF 41 - 46 Regular	38 - 46. Half sizes
RIJ0020	X-CARBON PREMIUM CLASSIC	New lateral CARBON edge	-	Premium Pvc	765 gr/42	Polyester Thermo Adjustable Fit	EXPERT CLASSIC	95	38 - 40,5:LVF 41 - 46 Regular	38 - 46. Half sizes
RIJ0100	X-IUM W.C. SKATE	Internal 3D plastic reinforcement+lateral CARBON edge	3D World Cup carbon + Soft Touch protection	Premium Pvc	1045 gr/42	Polyester Thermo Adjustable Fit	EXPERT SKATE	95	37 - 40,5:LVF 41 - 47 Regular	37 - 47. Half sizes
RIJ0110	X-IUM W.C.CLASSIC	Internal 3D plastic reinforcement	-	Premium Pvc	790 gr/42	Polyester Thermo Adjustable Fit	EXPERT CLASSIC	95	37 - 40,5:LVF 41 - 47 Regular	37 - 47. Half sizes
RIK1310	X-IUM SKATE	3D plastic reinforcement Dual Core	3D World Cup carbon + Soft Touch protection	Premium Pvc	1135 gr/42	Polyester + Win Therm active membrane	EXPERT SKATE	97	NEW Performance FIT	37 - 47
RACE EXPERT FW										
RIJ0200	X-IUM W.C SKATE FW	Internal 3D plastic reinforcement+lateral CARBON edge	3D World Cup carbon + Soft Touch protection	Premium Pvc	1025 gr/41	Polyester Thermo Adjustable Fit	EXPERT SKATE	93	LVF premium FIT	37 - 43,5. Half sizes
RIJ0210	X-IUM W.C.CLASSIC FW	Internal 3D plastic reinforcement	-	Premium Pvc	775 gr/41	Polyester Thermo Adjustable Fit	EXPERT CLASSIC	93	LVF premium FIT	37 - 43,5. Half sizes
RACE PERFORMANCE										
RIK1300	X-10 SKATE	3D plastic reinforcement Dual Core	3D Injection Dual Core	Performance Pvc	1130 gr/42	Polyester + Win Therm active membrane	EXPERT SKATE	97	NEW Performance FIT	37 - 47
RIK1290	X-10 CLASSIC	3D plastic reinforcement Dual Core	Tech Control Wrap	Performance Pvc	810 gr/42	Polyester + Win Therm active membrane	EXPERT CLASSIC	97	NEW Performance FIT	37 - 47
RIK1280	X-8 SKATE	3D plastic reinforcement Dual Core	3D Injection + new Soft Touch protection	Performance Pvc	1250 gr/42	Polyester + Win Therm active membrane	SPORT	97	NEW Performance FIT	36 - 49
RIK1270	X-8 SC	3D plastic reinforcement Dual Core	3D Injection + new Soft Touch protection	Performance Pvc	1245 gr/42	Polyester + Win Therm active membrane	SPORT	97	NEW Performance FIT	36 - 49
RIK1260	X-8 CLASSIC	3D plastic reinforcement Dual Core	-	Performance Pvc	930 gr/42	Polyester + Win Therm active membrane	SPORT	97	NEW Performance FIT	36 - 49
RIJW220	X-6 SKATE	External 3D reinforcement plastic	3D injection High Cuff free support	Pvc	1150 gr/42	Polyester Thermo Adjustable Fit	SPORT	97	Performance	35 - 49
RIJW210	X-6 SC	External 3D reinforcement plastic	3D injection High Cuff free support	Pvc	1130 gr/42	Polyester Thermo Adjustable Fit	SPORT	97	Performance	35 - 49
RIJW200	X-6 CLASSIC	External 3D reinforcement plastic	-	Pvc	950 gr/42	Polyester Thermo Adjustable Fit	SPORT	97	Performance	35 - 49
RIJW200	X-6 CLASSIC	External 3D reinforcement plastic	-	Pvc	990 gr/42	Polyester Thermo Adjustable Fit	SPORT	97	Performance	35 - 49
RACE PERFORMANCE FW										
RIK1250	X-10 SKATE. FW	3D plastic reinforcement Dual Core	3D Injection Dual Core	Performance Pvc	1130 gr/42	Polyester + Win Therm active membrane	EXPERT SKATE	95	NEW LWF Performance FIT	37 - 44
RIK1240	X-8 SKATE. FW	3D plastic reinforcement Dual Core	3D Injection + new Soft Touch protection	Performance Pvc	1250 gr/42	Polyester + Win Therm active membrane	SPORT	95	NEW LWF Performance FIT	35 - 44
RIK1230	X-8 CLASSIC FW	3D plastic reinforcement Dual Core	-	Performance Pvc	930 gr/42	Polyester + Win Therm active membrane	SPORT	95	NEW LWF Performance FIT	35 - 44

TECHNICAL CHART BOOTS

REFERENCE	PRODUCTS	HEEL	UPPER CUFF	LOWER	WEIGHT	LINING	SOLE	FIT	FIT	SIZES
TOURING										
RIJW180	X-5 OT	External 3D plastic reinforcement	3D injection High Cuff free support	New Pvc/ Cordura	1065 gr / 42	Polyester Thermo Adjustable Fit THINSULATE	TOURING	100	TOURING	35 - 49
RIJW160	XC 5	External 3D plastic reinforcement	3D injection High Cuff free support	New Pvc	1060gr / 42	Polyester Thermo Adjustable Fit	TOURING	100	TOURING	35 - 49
RIJW150	XC 3	External 3D plastic reinforcement	3D injection High Cuff support	New Pvc	1000 gr / 42	Polyester Thermo Adjustable Fit	TOURING	100	TOURING	35 - 49
RIJW090	XC 2	Lateral plastic reinforcement	Pvc	New Pvc	950gr / 42	Polyester	TOURING	100	TOURING	35 - 49
RIJW080	X-1 ULTRA	Pvc	Pvc	New Pvc	930gr / 42	Polyester	TOURING	100	TOURING	35 - 50
RIJW070	X-1	Pvc	Pvc	Pvc	910 gr / 42	Polyester	TOURING	100	TOURING	35 - 52
RIKW060	X-TOUR ULTRA	Pvc	Pvc	Pvc	940 gr / 42	Polyester	TOURING	100	TOURING	35 - 50
RIKW030	X-R	Pvc	Pvc	Pvc	940 gr / 42	Polyester	TOURING	100	TOURING	35 - 49
TOURING W										
RIJW460	X-5 OT FW	External 3D plastic reinforcement	3D injection High Cuff free support	New Pvc/ Cordura	1060 gr / 41	Polartec Thermo Adjustable Fit THINSULATE	TOURING	100	TOURING LVF	35 - 44
RIJW450	XC 5 FW	External 3D plastic reinforcement	3D injection High Cuff free support	New Pvc	1050g / 41	Polartec Thermo Adjustable Fit THINSULATE	TOURING	100	TOURING LVF	35 - 44
RIJW430	XC 3 FW	External 3D plastic reinforcement	3D injection High Cuff support	New Pvc	960g / 41	Polartec Thermo Adjustable Fit THINSULATE	TOURING	100	TOURING LVF	35 - 44
RIJW440	XC 2 FW	Lateral plastic reinforcement	Pvc	New Pvc	920gr / 41	Polartec Thermo Adjustable Fit	TOURING	100	TOURING LVF	35 - 44
RIJW420	XC-1 ULTRA FW	Pvc	Pvc	New Pvc	900gr / 41	Polartec Thermo Adjustable Fit	TOURING	100	TOURING LVF	35 - 44
RIJW410	XC-1 FW	Pvc	Pvc	Pvc	910g / 41	Polyester	TOURING	100	TOURING LVF	35 - 44
BACKCOUNTRY										
RIIW910	BC X-11 75 MM	3D plastic reinforcement Dual Core	3D Injection Dual Core	Pvc/ Cordura	1960 gr/42	Polyester Thermo Adjustable Fit THINSULATE	BC 75	100	TOURING	36 - 48
RIIW890	BC X-10	3D plastic reinforcement Dual Core	3D Injection Dual Core	Pvc/ Cordura	1660 gr/42	Polyester Thermo Adjustable Fit THINSULATE	NNN BC	100	TOURING	36 - 48
RIIW850	BC X-6	External 3D plastic reinforcement	3D injection High Cuff free support	Pvc/ Cordura	1620 gr/42	Polyester Thermo Adjustable Fit THINSULATE	NNN BC	100	TOURING	36 - 48
RIIW830	BC X-5	External 3D plastic reinforcement	3D injection High Cuff free support	Pvc/ Cordura	1540 gr/42	Polyester Thermo Adjustable Fit THINSULATE	NNN BC	100	TOURING	36 - 48
RIIW810	BC X-2	Pvc		Pvc/ Cordura	1280 gr/42	Polyester	NNN BC	100	TOURING	36 - 48
BACKCOUNTRY W										
RIIW840	BC 6 FW	External 3D plastic reinforcement	3D injection High Cuff free support	Pvc/ Cordura	1620 gr/42	Polartec Thermo Adjustable Fit THINSULATE	NNN BC	100	TOURING LVF	36 - 44
RIIW820	BC 5 FW	External 3D plastic reinforcement	3D injection High Cuff free support	Pvc/ Cordura	1540 gr/42	Polartec Thermo Adjustable Fit THINSULATE	NNN BC	100	TOURING LVF	36 - 44
JUNIOR RACING										
RII5660	X-IUM J COMBI	3D plastic reinforcement Dual Core	3D Injection + new Soft Touch protection	Pvc	1030 gr/39	Polyester	SPORT	97	JUNIOR FIT	33 - 42
RII5640	X-IUM J CLASSIC	3D plastic reinforcement Dual Core		Pvc	770 gr/39	Polyester	SPORT	97	JUNIOR FIT	33 - 42
RIHW650	COMP J	External 3D plastic reinforcement	3D injection High Cuff free support	Pvc	970 gr/39	Polyester	TOURING	100	JUNIOR FIT	30 - 42
JUNIOR TOURING										
RIHW600	X-1 JUNIOR	Pvc	Pvc	Pvc	660 gr/33	Polyester	T4 JR mono	JR	JUNIOR FIT	26 - 41
RACE EXPERT										
RKHW100	OVERBOOT	-		Neopren	-		-			S - M - L - XL - XXL
RKHW601	WALKING OVERBOOT	-		Neopren	-		-			35 - 44

TECHNICAL CHART BINDINGS

REFERENCE	MODEL	COLOR	STYLE	FLEXOR GRADE	BINDING	MOUNTING	POSITIONNING LOCK	MODEL	WEIGHT/PAIR	BOOT SIZES	PLATFORM	SAFE LOCK	TURN LOCK	TOOL FREE	FLOW FLEX	LOW PROFILE	STABILIZER	TORSION PROOF BODY
RACE EXPERT																		
RJH1004	RACE PRO SKATE PREMIUM	BLACK/RED	Skate	11.0	MANUAL	IFP	Double lock slider	7	215gr	35-52	57mm	•	•	•	•	•	•	•
RJH1005	RACE PRO CLASSIC PREMIUM	BLACK/RED	Classic	7.0	MANUAL	IFP	Double lock slider	7	215gr	35-52	57mm	•	•	•	•	•	•	•
RJJ1000	RACE PRO SKATE	BLACK/RED	Skate	11.0	MANUAL	IFP	Double lock slider	7	200gr	35-52	57mm	•	•	•	•	•	•	•
RJJ1001	RACE PRO CLASSIC	BLACK/RED	Classic	7.0	MANUAL	IFP	Double lock slider	7	200gr	35-52	57mm	•	•	•	•	•	•	•
RACE PERFORMANCE																		
RJJ1002	RACE SKATE	BLACK/RED	Skate	11.0	STEP-IN	IFP	Double lock slider	7	228gr	35-52	59mm	•	•	•	•	•	•	•
RJJ1003	RACE CLASSIC	BLACK/RED	Classic	7.0	STEP-IN	IFP	Double lock slider	7	228gr	35-52	59mm	•	•	•	•	•	•	•
SPORT TOURING																		
RJJ1004	CONTROL STEP IN	BLACK/WHITE	Classic	7.0	STEP-IN	IFP	Double lock slider	7	242gr	35-52	59mm	•	•	•	•	•	•	•
RJG1006	TOUR STEP IN	BLACK/WHITE	Classic	6.0	STEP-IN	IFP	Clip lock	7	236gr	35-52	59mm	•	•	•	•	•	•	•
JUNIOR																		
RJ11000	RACE JR SKATE	BLACK/RED	Skate	11.0	MANUAL	IFP	Clip lock	7	222gr	33-40	44mm	•	•	•	•	•	•	•
RJ11001	RACE JR CLASSIC	BLACK/RED	CLAS-SIC	7.0	MANUAL	IFP	Clip lock	7	222gr	33-40	44mm	•	•	•	•	•	•	•
RJG1009	STEP IN JR	BLACK/RED	CLAS-SIC	5.0	STEP-IN	IFP	Clip lock	7	220gr	25-40	45mm	•	•	•	•	•	•	•
ROLLER SKIS																		
RJG2000	ROLLER Skating	BLACK	Skate	11.0	MANUAL	SCREW		-	250gr	25-52	57mm	•				•		•
RJG2001	ROLLER CLASSIC	BLACK	Classic	7.0	MANUAL	SCREW		-	250gr	25-52	57mm	•				•		•
BACK COUNTRY																		
RJD1014	BC Auto	BLACK	40 shore	-	AUTO	SCREW		-	455gr	36-52								
RJD1015	BC Manual	BLACK	40 shore	-	MANUAL	SCREW		-	465gr	36-52								
RJD1016	BC Magnum	BLACK	40 shore	-	MANUAL	SCREW		-	518gr	36-52								

TECHNICAL CHART POLES

REFERENCE	MODEL	SHAFT	SHAFT WEIGHT (GR/METER)	SHAFT STIFFNESS VALUE	SHAFT DIAMETER	STRAP	GRIP	BASKET	TIP	SIZES
RACE EXPERT										
RDJ9510	WCS PREMIUM (Free customer sizing)	100% PREMIUM UHMC (Ultra High Modulus Carbon)	60 Gr/M	62	Upper: 16 mn Tip: 9 mn	New ERGONOMIC RACE	RACE NATURAL CORK (Red Blaze PP + Black R print)	XC Tips + box	Carbide Tip	free size (150/160/170/180)
RDJ9520	WCS (free customer sizing)	100% UHMC (Ultra High Modulus Carbon)	55 Gr/M	51	Upper: 16 mn Tip: 9 mn	New ERGONOMIC RACE	RUBBER NATURAL CORK	XC Tips + box	Carbide Tip	free size (150/160/170/180)
RDJ9530	FORCE 10	100% CARBON	80 Gr/M	53	Upper: 16 mn Tip: 9 mn	New ERGONOMIC RACE	RUBBER NATURAL CORK	XC Tips - size S	Carbide Tip	135/180 up 2,5 cm
RDJ9540	FORCE 10 (free customer sizing)	100% CARBON	80 Gr/M	53	Upper: 16 mn Tip: 9 mn	New ERGONOMIC RACE	RUBBER NATURAL CORK	XC Tips - size S	Carbide Tip	free size (150/160/170/180)
RDJ9550	FORCE 9	85% CARBON	80 Gr/M	54	Upper: 16 mn Tip: 9 mn	New ERGONOMIC RACE	RUBBER NATURAL CORK	XC Tips - size L	Carbide Tip	135/175 up 5 cm
RACE PERFORMANCE										
RDJ9560	FORCE 7	70% CARBON	88 Gr/M	51	Upper: 16 mn Tip: 9 mn	New ERGONOMIC RACE	RUBBER NATURAL CORK (Black PP + Red TPR + Black Top)	RACE M	Carbide Tip	135/175 up 5 cm
RDI9620	FORCE 5	50% CARBON	88 Gr/M	44	Upper: 16 mn Tip: 9 mn	ERGONOMIC RACE	RUBBER NATURAL CORK (Black PP + Yellow TPR)	RACE L (Black)	Carbide Tip	135/175 up 5 cm
RDI9580	FORCE 3	30% CARBON	94 Gr/M	35	Upper: 16 mn Tip: 9 mn	ERGONOMIC RACE	RUBBER NATURAL CORK (Black PP + Blue TPR)	RACE L (Black)	Carbide Tip	135/175 up 5 cm
FITNESS										
RDI9590	FORCE	30% CARBON	94 Gr/M	35	Upper: 16 mn Tip: 9 mn	ERGONOMIC STRAP	PLASTIC NATURAL CORK (BLACK PP & BLACK TOP)	RACE L (Black)	Carbide Tip	135/165 up 5 cm
JUNIOR										
RDJ9500	FORCE Junior	100% FIBERGLASS	105 Gr/M	23	Upper: 16 mn Tip: 11 mn	PADDED LOOP	BI-INJECTION RUBBER (Red Blaze PP & TOP + Black TPR)	FIT TOUR (Black)	Steel Tip	80/130 up 5 cm
RDI9500	FT-501	Alu 5086	115 Gr/M	27	Upper: 16 mn Tip: 11 mn	STANDARD	PLASTIC BASIC (Black PP & TOP)	FIT TOUR (Black)	Steel Tip	80/130 up 5 cm
TOURING										
RDI9520	FT-600 Cork	Alu 5086	115 Gr/M	27	Upper: 16 mn Tip: 11 mn	ERGONOMIC STRAP	PLASTIC NATURAL CORK (Black PP & TOP)	TOURING XL (Black)	Steel Tip	130/165 up 5 cm
RDI9530	FT-600	Alu 5086	115 Gr/M	27	Upper: 16 mn Tip: 11 mn	PADDED LOOP	BI-INJECTION RUBBER (Black PP + Black TPR + Black TOP)	TOURING XL (Black)	Steel Tip	130/165 up 5 cm
RDI9540	FT-500	Alu 5086	115 Gr/M	27	Upper: 16 mn Tip: 11 mn	STANDARD	PLASTIC (Black PP & TOP)	TOURING XL (Black)	Steel Tip	130/165 up 5 cm
BACK COUNTRY										
RDI9550	Adjustable BC 100	Alu 7075 (lower shaft) Alu 6061 (upper shaft)	115 Gr/M	10	16mn - 14mn telescopic	PADDED LOOP	BI INJECTION RUBBER (BLACK PP & TOP - BLACK TPR)	SB -85 BLACK	Steel Tip	Unic size adjustable
RENTAL										
RD19560	XC-RENTAL SR	Alu 7075			Upper: 16 mn Tip: 11 mn	STANDARD	PLASTIC (Black PP & TOP)	TOURING XL (Black)	Steel Tip	120-160 up 5cm
RD19570	XC-RENTAL JR	Alu 5086	115 Gr/M	27	Upper: 16 mn Tip: 11 mn	STANDARD	PLASTIC (Black PP & TOP)	TOURING XL (Black)	Steel Tip	85-115 up 5cm



SKIS ROSSIGNOL S.A.S.

Société par Actions Simplifiée

Registered Capital 71.746.248 €

HQ: 98 rue Louis BARRAN - 38430 ST JEAN DE MOIRANS (France)

Company registration: 056 502 958 RCS Grenoble

Rossignol reserves the right to modify the models shown in this document without prior notice.

Photos ©: Ophira, Mizenboite, Agence ZOOM, Nordic Focus, Guillaume Desmurs, Florian Pivot, Quentin Iglesias,
Murmure.studio, www.paolomeitrelibertini.com, Vanessa Andrieux, Ludo Chauchaix, Vegard Photo.